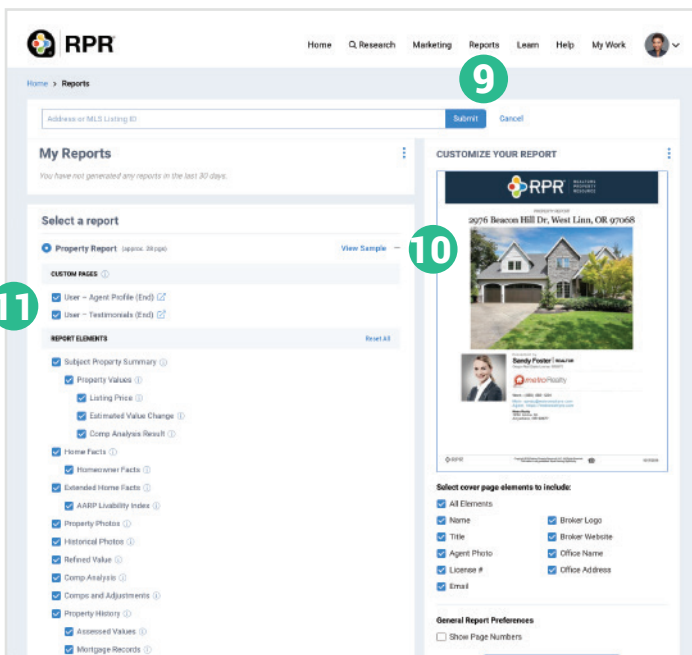
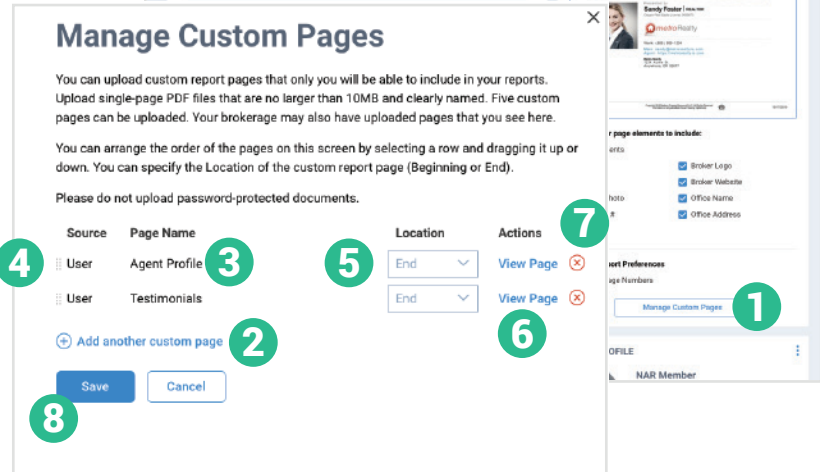
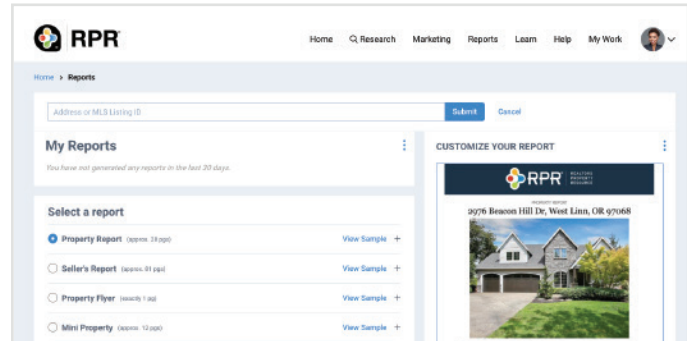


Printable: Insert Custom Pages

How do I add and manage custom PDF pages?

- 1 On the Reports generation page under General Report Preferences, click Manage Custom Pages.
- 2 From the pop-up window, select Add Custom Page.
- 3 Choose a PDF file from your computer.
- 4 Click Open to start the upload process.
- 3 To rename the document, click the name of the PDF.
- 4 Rearrange the order of the pages by selecting the far left side of the line item and dragging up or down.
- 5 Change the placement of the PDF to the Beginning or End of the report under the Location dropdown.
- 6 Select View Page to preview the page uploaded.
- 7 Select the red "x" icon to delete the page.
- 8 Select Save when finished.



PRO TIP

Your Broker may add custom PDF pages for your reports. Add these pages to your reports following the same steps.

How do I add or remove PDF pages from individual reports?

- 9 From the Reports page, select any report.
 - 10 Select the "+" symbol
 - 11 Select or unselect PDF pages under Custom Pages.
- Follow the remaining steps to run your report.

Insert Custom Pages Into RPR Reports

REALTORS® can easily upload PDF's into reports they create from RPR. The feature is an excellent way to showcase your biography, testimonials, additional statistics, and specific marketing tools and methods you employ for your clients.



PRO TIP

Getting ready for your listing presentation? Want to impress the sellers ahead of your listing appointment? Trying sending a Mini Property or Market Activity Report with custom pages like your story and some social proof.

PROPERTY REPORT
30 Aquinas St, Lake Oswego, OR 97035

Presented by
NAR Member | REALTOR
Oregon Real Estate License: 4726468

metroRealty
Main: agent@metrorealty.com
Agents: https://metrorealty.com

Second Street
4801 Hillside Rd.
Portland, OR 97211

RPR Copyright 2021 Realtors Property Resource, LLC. All Rights Reserved. Information is not guaranteed. Equal Housing Opportunity. 9/5/2021

Extended Home Facts

Category	Value	Relative Details
Year Built	2017	Year Built
Bedrooms	3	Bedrooms
Bathrooms	2	Bathrooms
Living Area	1,800 sq ft	Living Area
Lot Area	0.25 acres	Lot Area

Your Custom Page Here

Neighborhood Overview

Market Activity

Category	Value
Median Home Price	\$450,000
Days on Market	35
Inventory	1,200

Property History

School: Lake Oswego Senior High School

School Detail	Score	Grade
Overall Score	85	A-
Math Proficiency	85%	A-
Reading Proficiency	85%	A-
Science Proficiency	85%	A-
Writing Proficiency	85%	A-
History Proficiency	85%	A-
Foreign Language Proficiency	85%	A-
Art Proficiency	85%	A-
Music Proficiency	85%	A-
Physical Education Proficiency	85%	A-
Health Proficiency	85%	A-
Career Proficiency	85%	A-



Customer Support:
877.977.7576



Learn more
blog.narrpr.com

