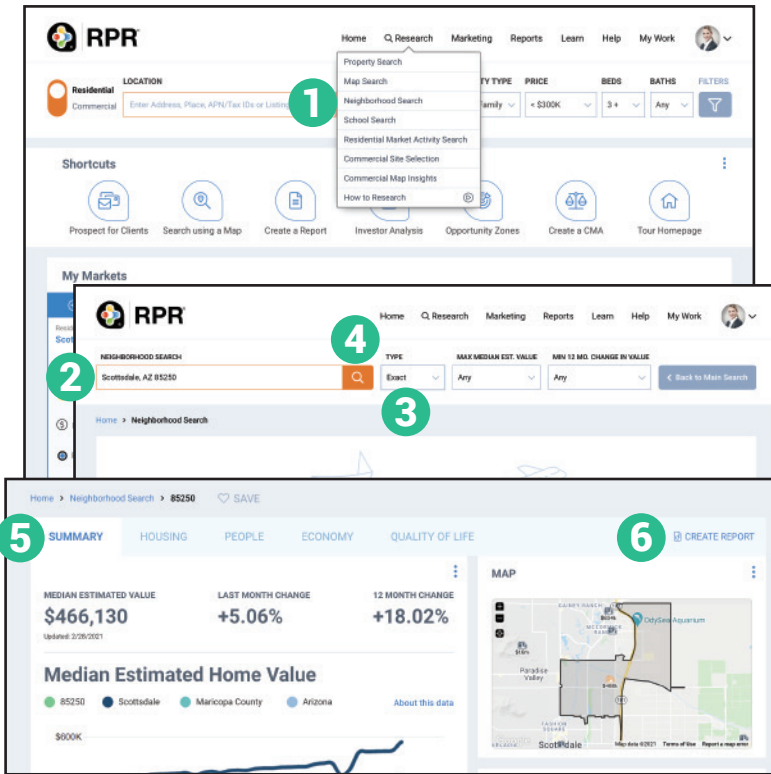


Printable: Neighborhoods

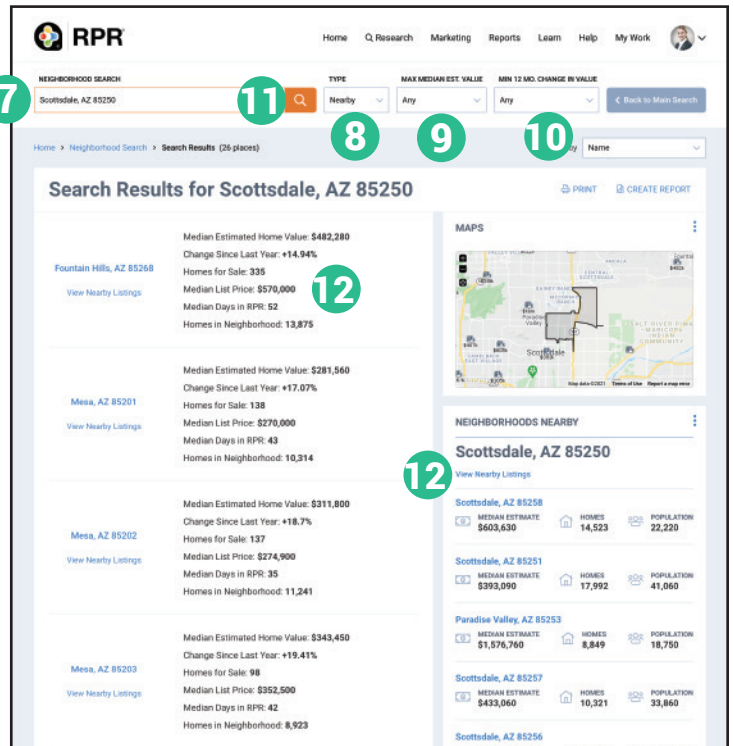


How do I search for a specific Neighborhood?

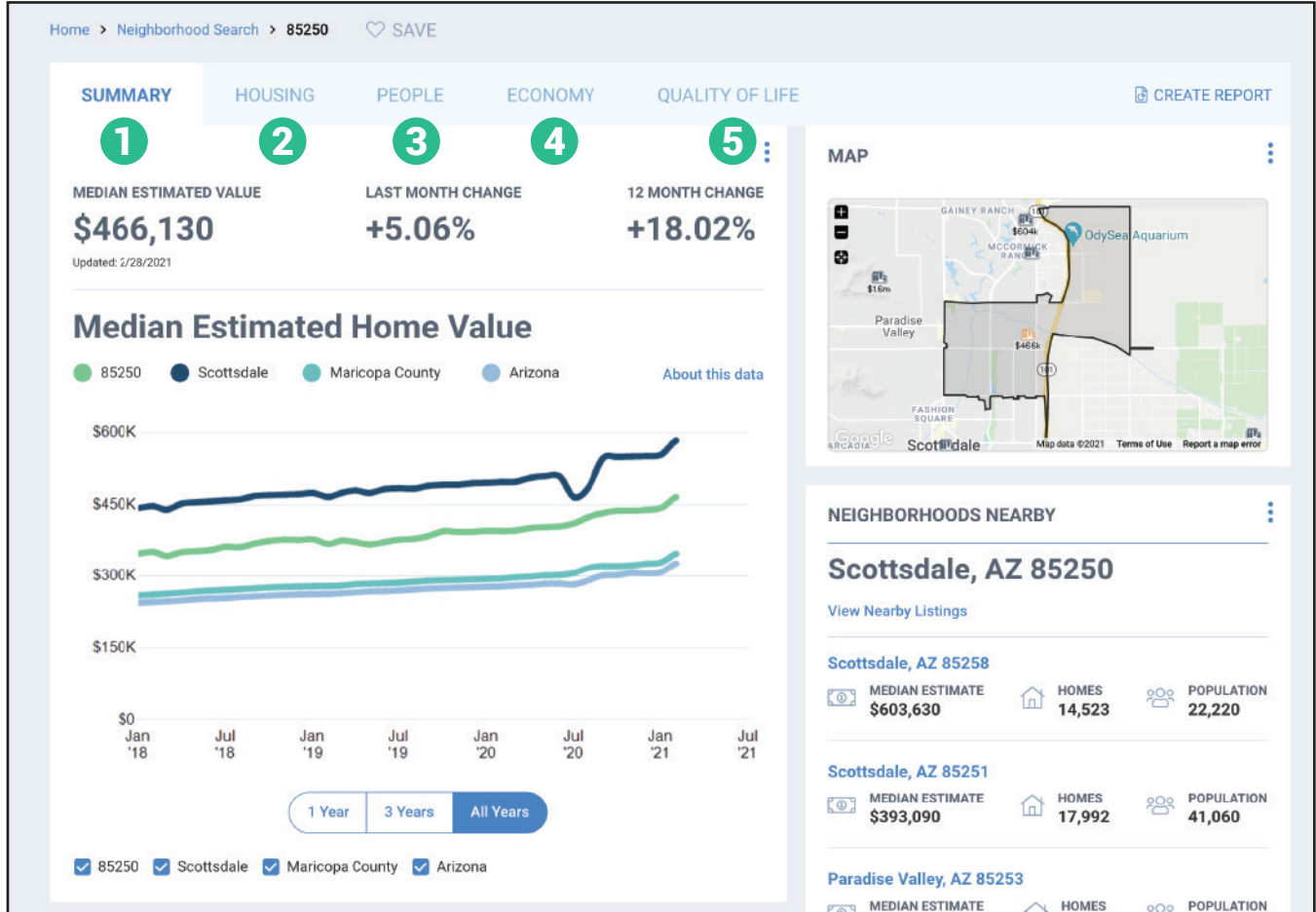
- 1 Click *Research*, select *Neighborhood Search*.
- 2 Enter a neighborhood name, city or ZIP.
- 3 From *Type* dropdown choose *Exact*.
- 4 Select the orange *Magnifying Glass* to search.
- 5 From search results, review age ranges, average incomes, occupations, walkability, etc., under the *Neighborhood* tabs.
- 6 Click *Create Report*.

How do I find Neighborhoods near an area?

- Click *Research*, select *Neighborhood Search*.
- 7 Enter a neighborhood name, city or ZIP.
- 8 From *Type* dropdown choose *Nearby*.
- 9 If needed, choose the maximum estimated value.
- 10 If needed, choose minimum 12-month change in value.
- 11 Select the orange *Magnifying Glass* to search.
- 12 From search results, scan nearby areas. *Median Estimated Home Value*, *Change Since Last Year*, *Median Listing Price*, *Median Days in RPR* and *Homes in that Neighborhood*. Also *View Nearby Listings*.



Printable: Neighborhoods



Your five Neighborhood tabs

- 1 Summary:** Offers an overview of the area, including Median Estimated Home Value and more.
- 2 Housing:** Highlights the neighborhood's housing characteristics compared to the county, state and nation, including comparisons for home ownership, rent, and information about permits and buildings.
- 3 People:** Gets to the heart of who lives in the neighborhood. Find a side-by-side comparison chart that measures population counts, densities and changes; median age, gender, and education levels.
- 4 Economy:** A clear picture of per capita and median household incomes, as well as employment figures.
- 5 Quality of Life:** Helpful when working with relocations. Look for weather, commute times, transportation options, and water quality.